


Melton & District Model Club



Model Flying Handbook 2025

Contents

| | |
|--|---------|
| Club History | page 3 |
| BMFA Affiliation and Insurance Details | page 4 |
| Constitution | page 5 |
| Welfare & Care of Children & Vulnerable Adults | page 6 |
| Website, Facebook, Twitter & Email details | page 7 |
| Events Calendar | page 8 |
| Learning to fly | page 8 |
| First Person View | page 9 |
| Whissendine Flying Site Rules | page 10 |
| Retrieving a model from the stud farm. | Page 11 |
| Whissendine Flying Site Plan | page 12 |
| Burrough Hill Flying Site Rules | page 13 |
| Melton Airfield Flying Site Rules | page 14 |
| Melton Airfield Flying Times | page 15 |
| Melton Airfield Flying Site Plan | page 16 |
| Melton Airfield Flying Site Parking | page 17 |
| MDMC Club House Location | page 18 |
| MDMC Flying Site Locations | page 19 |
| 2025 Committee and Contact Details | page 23 |



Melton & District Model Club History

The club was established in 1965 and brings together members both young and old from the local community and from further afield. In 1989 we built our own clubroom located on Crossfield Drive off Thorpe Road in Melton Mowbray (Opposite Tesco). Our annual membership averages 100 individuals.

We are funded almost entirely by subscription and anyone who shares our interest in modelling in general, building and flying model aircraft or racing slot cars can join us regardless of gender, age, race or religion. Our sporting hobby can be enjoyed by all. It can and does include individuals with physical handicap as the clubhouse includes a wheelchair ramp.

The club building is used all year for slot cars and, when it is not feasible to fly on winter evenings, for various winter activities, including the use of two flight simulators, model and full size.

We have three flying sites; a grass field near Whissendine for fixed and rotary wing aircraft, Burrough Hill for slope soaring gliders, and in 2011 we acquired the sole use of part of the concrete runway at the old Melton Airfield for all types of fixed and rotary wing aircraft. We have two training aircraft which our qualified instructors and trainees use at the Whissendine flying field (see page 8).

All flyers are required to be qualified to British Model Flying Association (BMFA) "A" standard for solo flying and all members excepting social, are required to have 3rd Party insurance through the BMFA.

Although model aircraft form the major part of our club's activities, there is a strong Slot Car Section with a sophisticated and modern four lane computerised race track circuit over 100 feet long. Although slot car members are non flyers, BMFA insurance is required to cover any club activity either within or outside the clubroom.

NOTE - NO VALUABLE CLUB EQUIPMENT IS LEFT IN THE CLUBHOUSE OVERNIGHT.

BMFA Affiliation and Insurance Details

The following are extracts from BMFA club and members Insurance cover. For the full text please refer to the BMFA Members Handbook.

Melton & District Model Club is affiliated to the BMFA and insurance cover commences from the moment a new member pays the BMFA element of the club joining fee to the nominated Club official. They do not have to wait for receipt of their BMFA membership details.

The most important factor is that they have paid the fee and have been formally registered as a paid up member of the club. Liability insurance is normally extended to cover first time visitors to a BMFA Affiliated Club who have no previous experience of model flying but are seeking to try it out prior to joining. However, in this case cover will only be in place when the flights are being personally supervised by a nominated club member approved by the Club Committee. Cover will only be in place for a maximum of 3 days for any first time flyer.

After this initial 3 day period the first time flyer must arrange his/her own third party public liability insurance cover, by joining the BMFA, prior to undertaking any further flying activity at a club site. Members are covered for 3rd party Public and Products Liability in the sum of up to £25,000,000 for any one accident, subject to a nominal fee for property damage excess. This covers the whole of the UK and elsewhere in the world, although BMFA must be informed if you intend to fly in USA or Canada on BMFA insurance. Clubs affiliated to the BMFA are insured for Public Liability and Employers Liability Insurance.

British Model Flying Association
Chacksfield House,
31 St Andrews Road,
Leicester,
LE2 8RE.

Telephone: **0116 244 0028**

Website: **www.bmfa.org**

mail: **admin@bmfa.org**

MDMC Constitution

Melton & District Model Club, like most clubs, has a constitution. This as you will probably know, is the legal document which sets out the rules within which the club operates and which can only be altered by a member's vote at either an Annual General Meeting or at an Extra General Meeting. Members must be given two weeks notice of such meetings and of any motions which would make changes to the constitution if carried. Votes at AGM or EGM must be taken with at least one third of the senior membership present to be effective.

The stated aims and objectives of Melton & District Model Club are:

1. To promote the building, power source selection and controlling of models.
2. To encourage and promote contests and competitions amongst members and with any similar organisations.
3. To assist juniors in acquiring skills in the arts of building and controlling models.

A club committee shall be elected annually at the AGM and shall be formed as follows: Chairman, Vice Chairman, Treasurer, Club Secretary, Membership Secretary, Public Relations Officer, Competition Secretary, Senior Members Representative, and Slot Car Representative.

Annual Subscriptions shall be fixed by member's vote at the AGM; current fees are shown on the Club's website www.mdmc.bmfa.org/

The Melton & District Model Club constitution document is too long to be shown here in full. However a full copy can be obtained from Club Secretary or Membership Secretary.

Club Policy Regarding Children & Vulnerable Adults

In common with similar organisations the Melton & District Model Club (MDMC) has a moral and statutory duty to take all reasonable steps to ensure the general welfare of its members and in particular Children and Vulnerable Adults (C&VA). MDMC is affiliated to the British Model Flying Association (BMFA), our national body, which has drawn up extensive guidelines for members covering policy and procedures to adopt with regard to children and vulnerable adults a full copy of this document is available to be seen in the Clubroom. The purpose of the policy is to prevent physical and mental abuse of C&VA caused by such things as inappropriate physical contact. Within our club there are two main activities involving C&VA, the flying of Model Aircraft and slot cars.

In slot car racing it is probable that physical contact between adult members and the C&VA will only occur whilst manoeuvring around the congested walkways alongside our track and parents and guardians must be aware that such contact can and will happen. The MDMC committee therefore does not consider that it is necessary for parents or guardians to be present throughout the race sessions. They must accept, however, that MDMC will not take any responsibility for C&VA when they are not inside the clubroom and the parents and guardians must tell them not to leave the room until they are collected at the end of the session. All junior slot car nights are supervised by a CRB registered member.

Learning to fly a radio controlled model aircraft is a different matter as it is necessary to show the student how to handle the model before and after flight and how to operate the control sticks on the transmitter during flight. Consequently a greater degree of physical contact does occur and the MDMC committee has agreed that tuition will only be given after discussing the situation with the parent or guardian and that the parent or guardian must accompany the C&VA during training.

Website Details

Melton & District Model Club Website is located at:

www.mdmc.bmfa.org/

The club website has a News Page where information is regularly posted as well as using email to inform members quickly. Any member who subscribes to the club website via their email address, will automatically receive any new News posted on the website.

The website also has a section where members can advertise items they no longer require and would like to offer for sale.

Email Address

The club may be contacted via our email address:

meltonmodelclub@hotmail.com

Facebook

The club's Facebook page, ***Melton & District Model Club***, contains photos and videos of the club's model show and details of forthcoming events.

Information and other contributions such as videos or photos for the web site and/or the newsletter will be much appreciated and you should contact our PRO if you wish to submit any offerings by email to:

meltonmodelclub@hotmail.com

Events Calendar

Flying competitions will take place at 7pm on Wednesday evenings at the Melton or Whissendine Airfield during the summer when we have good light unless otherwise specified. In the event of bad weather it will be run on the following Wednesday. (*Dates may vary and are dependant on weather - See website for details*) Everyone is encouraged to take part regardless of ability, so just turn up on the night and have fun. For any additional contest information contact the competition secretary .

During the winter the club organises a number of indoor events, (flight simulators talks, quiz and auction) in the clubroom on Wednesday evenings at 8pm.

Members will be notified of club events via the website and email.

Model Aircraft Training—Learn to Fly

Melton & District Model Club committee encourage all members to train for and achieve "A" and "B" level Certificates in flying skills. With this in mind we now have two Trainer Aircraft fitted with "buddy box" dual control, and two computers running Model Flight Simulator Software.

The club has a number of trainers and examiners for both fixed and rotary wing aircraft. Training programmes can be arranged for those who want them. Club training sessions are usually held on afternoons and evenings at the Whissendine flying field, dependent on weather and availability of trainers. Contact Dave Matthews for further information.

As training sessions depend on weather conditions, members are advised by email (usually on the day or the day before) as to when training is taking place.

First Person View (FPV)

First Person View (FPV) is a system where a video camera in a small unmanned aircraft (SUA) beams live pictures to its pilot via video goggles, thus allowing the pilot to view the aircraft's position as if he was actually in the SUA.

As with all our flying activities we have to make safety our prime consideration and FPV is no exception. The committee has addressed FPV and agreed that it may be used at our flying sites provided that, in addition to the normal club rules, the latest BMFA recommendations for flying FPV vehicles are observed.

Please note that operation of model aircraft out of the line of sight of either the person in charge or the competent person remains illegal, FPV pilots should also ensure that all equipment they use is legal for use in the UK, especially in relation to the operating frequency and power output. In addition FPV equipment should operate on the 5.8GHz frequency band.

These operating conditions very clearly place the legal responsibility for the safety of the flight on the person in charge.

The BMFA are reviewing the FPV regulations with the Civil Aviation Authority (CAA). As these regulations may change in the future, it is suggested the FPV flyers consult the BMFA FPV recommendations which can be found on the BMFA web site:

<https://www.bmfa.org/Info/Model-Flying-Types/First-Person-View-FPV>

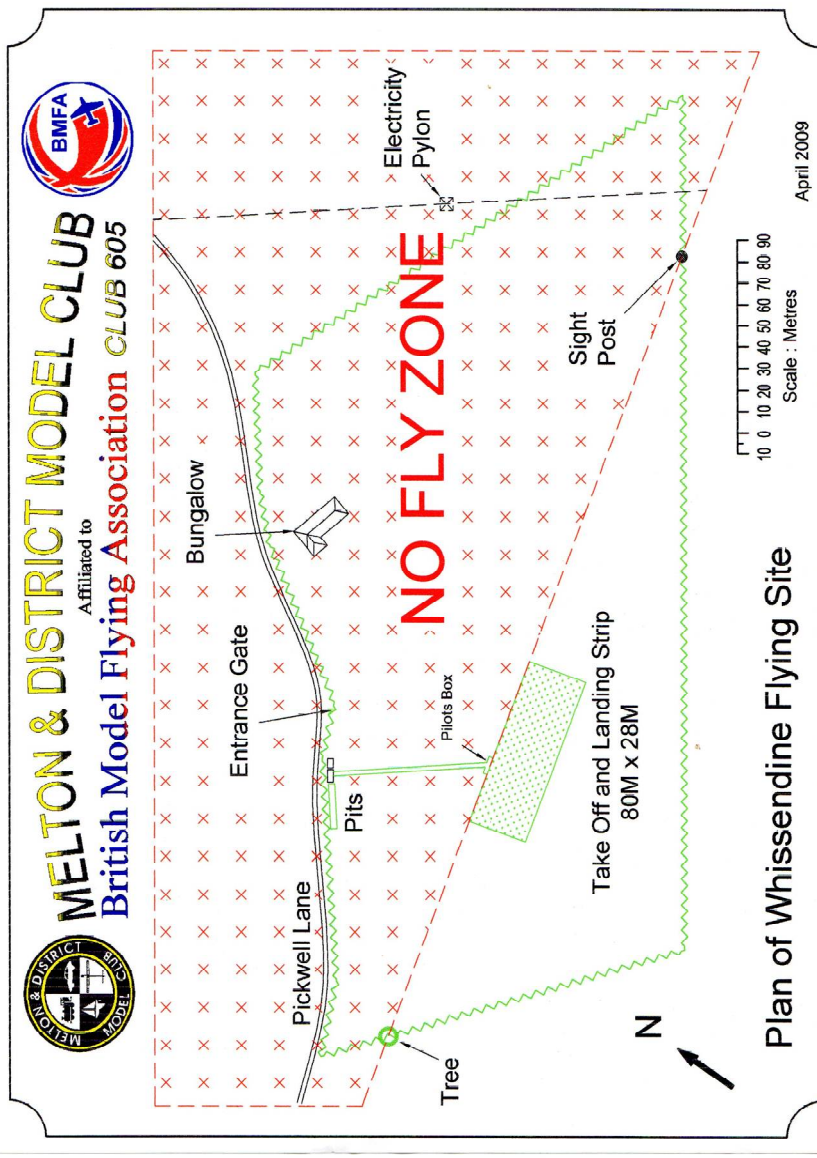
Whissendine Flying Site Rules

1. **Your Membership Key Fob** is your authority to fly at this site. Hook it against your chosen vacant frequency number, if using 35MHz, on the peg board, to secure your flight slot. Don't leave it on the peg board when you finish flying.
2. **Failsafe – The use and operation** All powered models (when fitted with a receiver with a settable failsafe) **must be set** to a minimum of **throttle to idle** on the loss of the radio link, regardless of the models weight. Models over **7kg must** and **gas turbine** powered **must** have a **working and set failsafe**. You may be asked to demonstrate the operation of your models failsafe.
3. **All Pilots must adhere to the designated flying zones** as shown on the site plan on page 12 of this booklet. **NO FLYING WHATSOEVER IN THE RED NO FLY ZONE (FARMHOUSE AREA).**
4. **Only four power flyers** to be in the air at one time.
5. **Start your engines in the pits area** with your propeller facing outwards towards the field.
6. **Where possible always carry your aircraft** to and from the take off and landing area, with the propeller facing away from other people, using the mown pathway from the pits.
7. **Fixed and rotary wing Pilots must stand in the pilots box on the flight line.** Fly in front of you. Do not fly beyond the pylons to your left, over the road to your right, or over the pits behind you. The flight line passes through the northern edge of the mown patch.
8. **Helicopters must not fly 3D manoeuvres.**
9. **Read, Learn and Follow** the safety rules and the BMFA Codes of Practice for Model Flying.
10. All engines must be adequately and sensibly silenced.
11. **No Mobile Phones** to be used in the pits area.
12. **Please take all litter home.**
13. **PARKING** - Leave space in front of the gate for unloading and turning. Park with all four wheels on the grass on the gate side of the road only. No Parking Allowed on other side except within the overspill car park 100m towards Whissendine.
14. **Retrieving a model from the Stud farm.** The stud farm owner is concerned for the safety of our members should they attempt to retrieve a model that has landed within the farm without supervision. The farm's thoroughbred horses can be dangerous and we should **never attempt to retrieve a model without the assistance from a member of the farm's staff.** If your model does land within the farm grounds, no matter where it is, first seek assistance from a member of the farm's staff. They will be glad to help you. Please adhere to this simple procedure and so ensure we maintain a good relationship with our neighbour.



Whissendine Flying Site Plan

What3words-isolated.courage.populate



Model Glider Flying on Burrough Hill

The club has been granted consent for its members to launch, fly and recover radio controlled model gliders only from and on land leased by the Leicestershire County Council at Burrough Hill Country Park.

In addition to normal club rules members flying at Borough Hill must observe the following rules

1. Club members must show consideration and respect to other users of the flying site at all times.
2. Club members must fly safely and within the safety standards as required by the BMFA. Please feel free to contact any member of the Committee if you are unsure of what this means to you and your model glider flying at Burrough Hill.
3. Members using the Burrough Hill car park shall pay the current parking charges and display a valid car park ticket.
4. Members are at all times to comply with any reasonable request made by the County Council Rangers regarding the flying of gliders.

Melton Airfield Flying Site Rules

1. Access to the airfield is off the B6047 via a double gate.
2. The last person leaving the airfield must ensure that the gate is secured. Do not reverse out onto the main road when leaving.
3. Park your vehicle on the left side only of the access lane in a herringbone stack (see page 17). Please keep your vehicle wheels on the lane and not on the crops or the grass verge. No vehicles are allowed on the runway.
4. **Your Membership Key Fob** is your authority to fly at this site, if using 35MHz, check with other club members that your chosen frequency is not already in use. **All pilots must adhere to the designated flying zones** as shown on the site layout (see page 16). Always fly in front of you at all times.
5. **NO FLYING WHATSOEVER IN THE RED NO FLY ZONE.**
6. When flying **All** pilots must stand in the pilot's box on the flight line.
7. **Only four power flyers to be in the air at one time.**
8. **Start your engines in the pits area** with your propeller facing outwards.
9. Where possible always carry your aircraft to and from the landing area with the propeller facing away from other people .
10. **Failsafe – The use and operation.** All power models (when fitted with a receiver with a failsafe function) **must be set** to a minimum of **throttle to idle** on the loss of the radio link, regardless of the models weight. Models over **7kg** and **gas turbine** powered models must have a working and set failsafe.
11. **Read, Learn and Follow** the safety rules and the BMF Codes of Practice for Model Flying.
12. **No Mobile Phones** to be used in the pits area.
13. **Please take all litter home.**
14. All engines must be adequately and sensibly silenced.
15. Members are not allowed to fly alone unless they have passed their BMFA "A" test.

Melton Airfield Flying Times

Monday to Saturday

9:00 a.m. – 10:00 p.m. or dusk, whichever is the sooner, for Electric Power and Gliders.

12:00 noon – 8:00 p.m. or dusk, whichever is the sooner, for Internal Combustion Power.

Sunday and Bank Holidays

9:00 a.m. – 10:00 p.m. or dusk, whichever is the sooner, for Electric Power and Gliders.

10:00 a.m. – 4:00 p.m. for Internal Combustion Power.

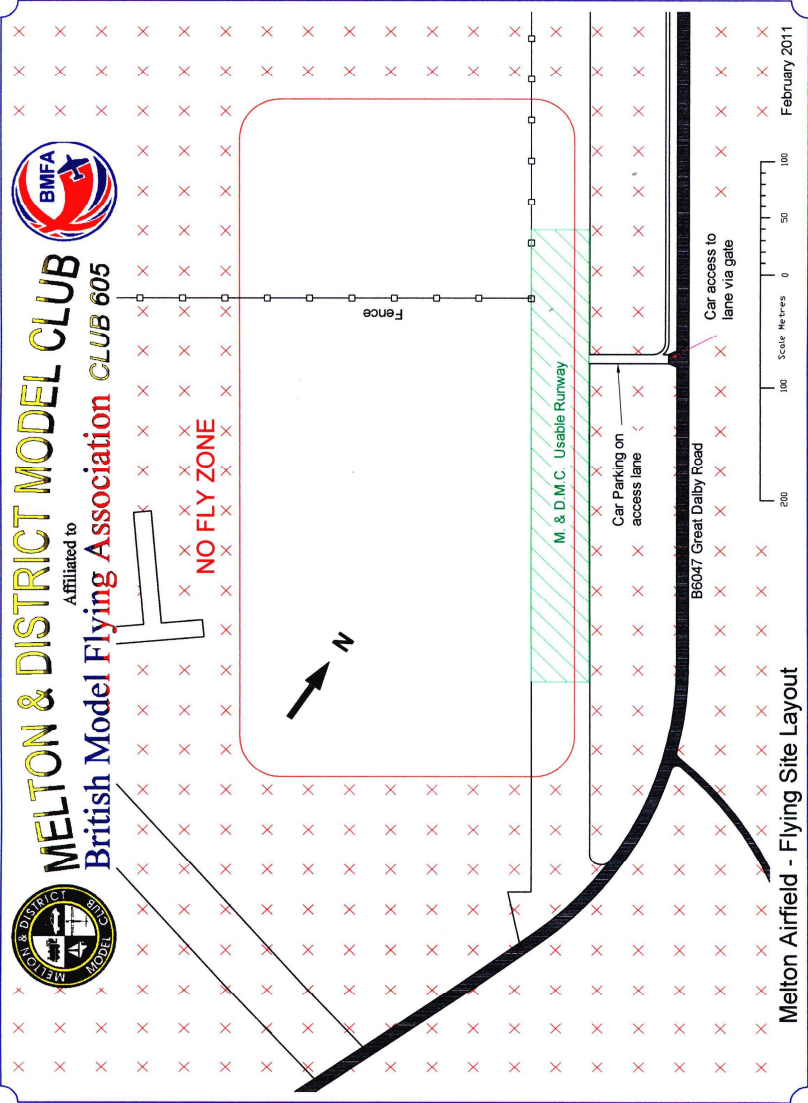
There may be some dates when flying is not permitted or frequency restrictions are in force due to Airfield markets or other local model events. Members will be notified of such events via the club web site, email and twitter.



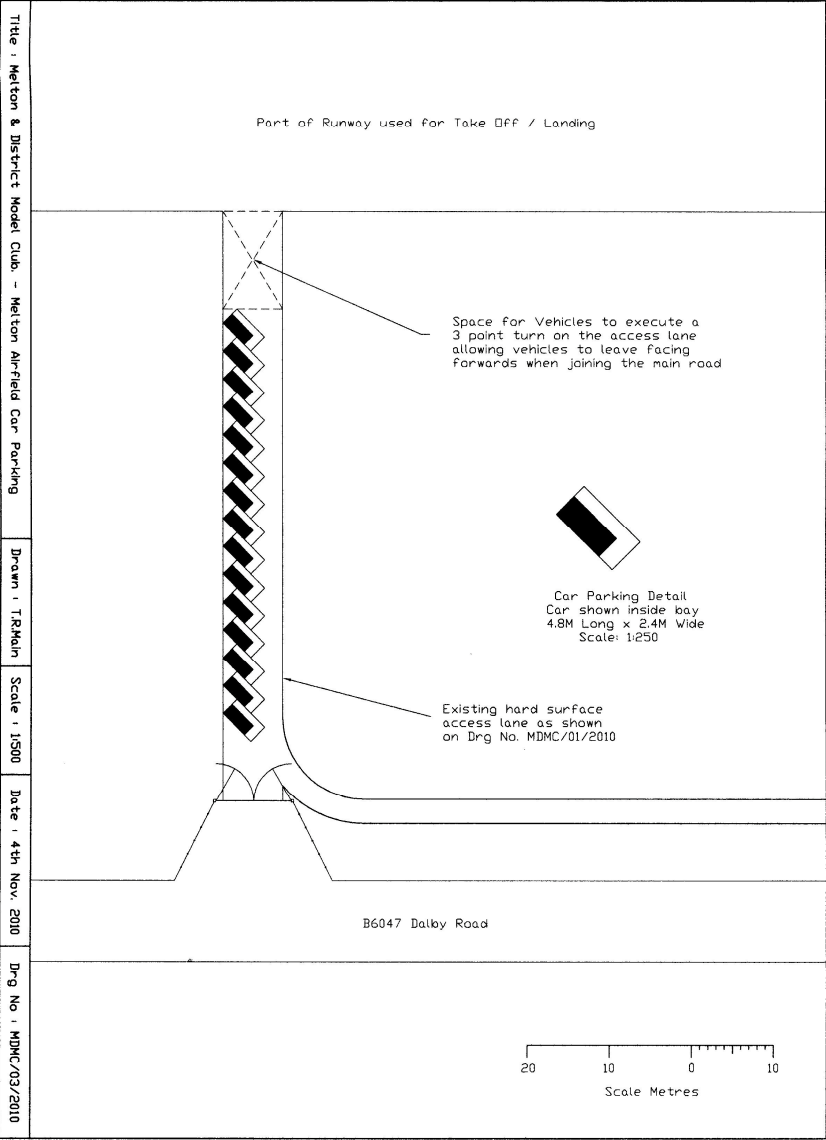
Melton Airfield restoration work being undertaken by club members

Melton Airfield Flying Site Plan

What3words—duos.captures.cheaper



Melton Airfield Flying Site Parking



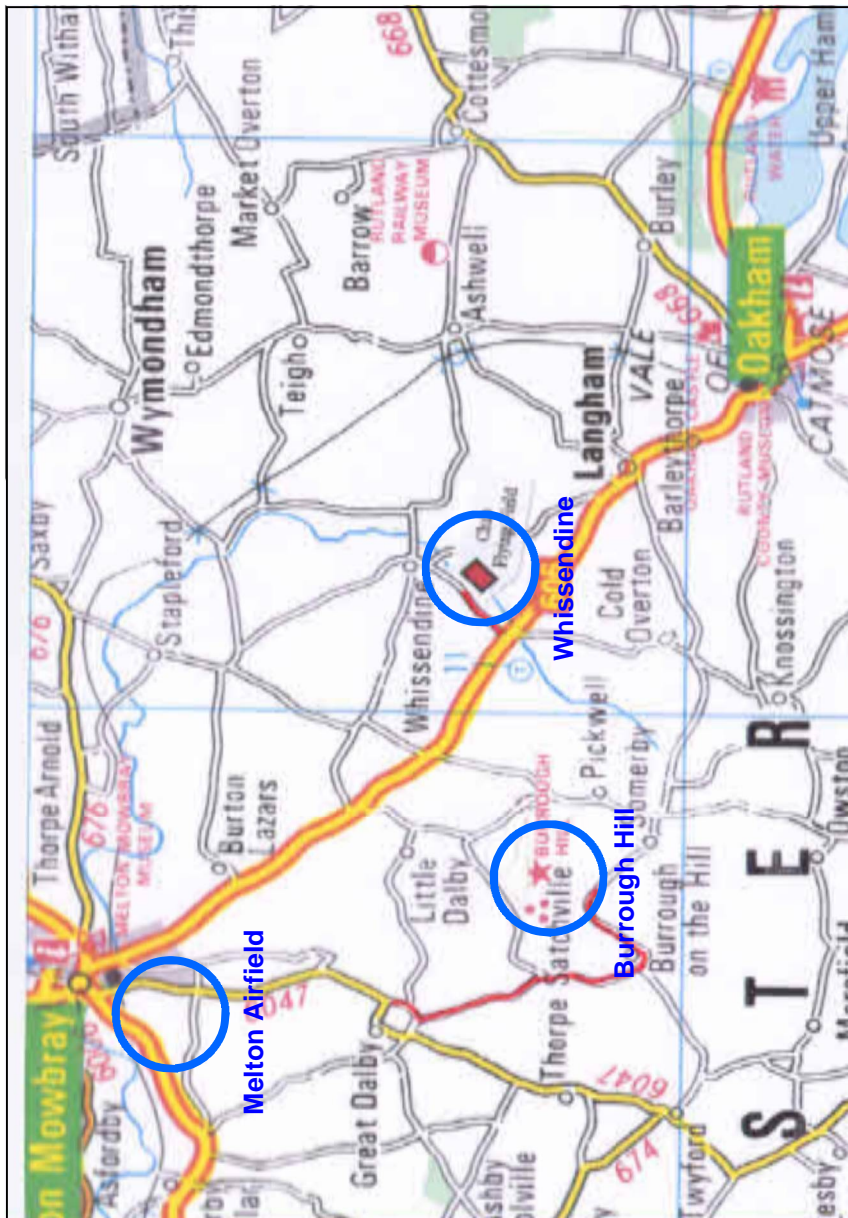
How to find Melton & District Model Club

Our Clubhouse is located on Crossfield Drive, (LE13 1SQ , OS map ref: SK764 198), What3words—neat.jokes.gent. which is on the Grantham Road leaving Melton Mowbray and directly opposite Tesco on the same access road.

Our main meeting evenings during the winter months take place on Wednesdays from 8pm onward.



Flying Site Locations







2025 Committee & Contact Details

Chairman

Chris Savidge

Vice Chairman

Trevor Whiting

Secretary

Roy Ridealgh

Treasurer

Richard Cox

Membership Secretary

Dave Matthews

Public Relations Officer

Michael campbell

Member Rep

Vacant

Competition Secretary

Roy Ridealgh

Slot Cars

Vacant

If you wish to contact any of the above please send a email to the club's email address putting the committee member's name in the email' subject box.

meltonmodelclub@virginmedia.com

